

Petunjuk Membuat Account Siswa Oracle Academy

Login ke ilearning

- <http://ilearning.oracle.com/ilearn/en/learner/jsp/login.jsp?site=OracleAcad>
- Masukkan username dan password anda masing-masing

ORACLE Academy

Login |

Login

Username: rizqi.ardiansyah

Password:

Remember My Password

Login

[Forgot Password?](#)

Welcome to Oracle iLearning

Attention Oracle University Knowledge Center Subscribers:

[Click here](#) to continue accessing your self-paced online training courses. Sign-in using your Single Sign-On username and password if prompted.

Oracle Employees: To access your self-paced online training courses [click here](#) and login using your Single Sign-On username and password.

Klik Button **Admin** di Halaman ilearning Anda

Search Catalog

Go

Exact phrase
[Advanced Search...](#)

[Browse Catalog](#)



My Learning

Resume Last

rizqi ardiansyah



You are currently enrolled in the offerings listed below. The offering can be a stand-alone offering or part of a Learning Path or an Integrated Learning.

Filter

Include Completed Offerings

Go

Items Per Page: [5](#) | [10](#) | [20](#) | [All](#)

[Previous](#) 1 - 20 of 20 [Next](#)

Offering	Start Date	Status	Play
Application Development Foundations - Oracle Application Express - Student - English	Aug 4, 2018	Not Attempted	
Application Development Foundations - Oracle Application Express - Teacher - English	Aug 4, 2018	Not Attempted	
Artificial Intelligence with Machine Learning in Java - Student - English	Aug 4, 2018	Not Attempted	

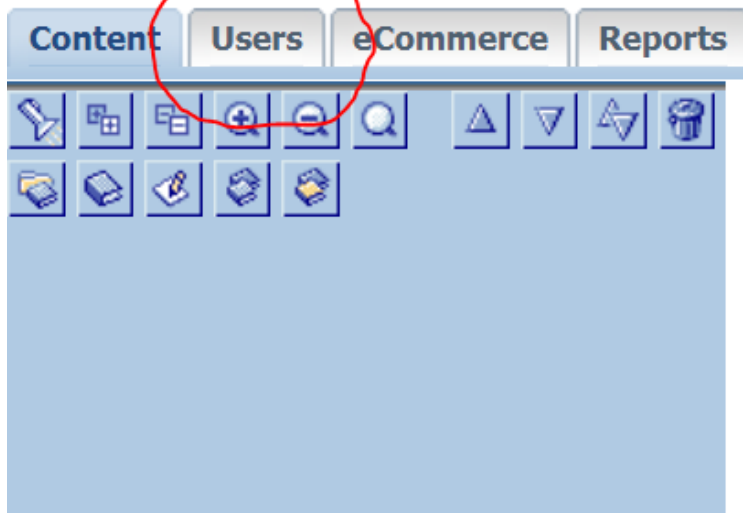
Announcements

- **NEW****
2018 - 2019 Curriculum Release Information
- Oracle iLearning Homepage - New Features**
- Final (End of Semester) Exams Available for All Courses**

Selanjutnya Klik Tab **Users**



[Home](#) [Help](#) [Logout](#)



Kemudian Klik Link **Manage Users**

Content Users eCommerce Reports

Organizations Managers

External Instructors (with no school)

lizeth.zarate (1992269077)

Properties | Targets | Permissions | **Manage Users** | More...

External Instructors (with no school): Properties

Specify the properties of the organization, including its name and parent organization. You can also import and export users, and their associated organization, to and from this site.

* Indicates Required Field

Parent Organization	7 ORACLEACAD ORG
* Name	External Instructors (with no school)
Configurable Theme	Inherit From Parent Organization ▼
Configurable Theme for Mobile Devices	Inherit From Parent Organization ▼

Update Cancel Import Export

Menambah User: Klik Button **Add User**

Content Users eCommerce Reports

Organizations Managers

External Instructors (with no school) (1992269077)

lizeth.zarate (1992269077)

Properties | Targets | Permissions | **Manage Users** | More...

External Instructors (with no school): Users

Manage users in this organization . Enter a value in the Filter field to search for users that match a username, first name, last name or email address.

Add User

Select Item(s) and... Delete Previous 1-25 of 29 Next 4

Select All | Select None Filter Go

Select	Username	Last Name	First Name	Email	Organization	Edit
<input type="checkbox"/>		Afroukh	El Mustapha		External Instructors (with no school)	
<input type="checkbox"/>		Balkovic	Mislav		External Instructors (with no school)	
<input type="checkbox"/>		Bryant	Danny		External Instructors (with no school)	
<input type="checkbox"/>		Chandranaik	Kishor		External Instructors (with no school)	
<input type="checkbox"/>		Dambic	Goran		External Instructors (with no school)	
<input type="checkbox"/>		Ersan Batur	Esra		External Instructors (with no school)	
<input type="checkbox"/>		Goli	Vijaya		External Instructors (with no school)	

Mulai Mengisi Data Siswa

MOHON DIPERHATIKAN!!!

- **JANGAN MENGGUNAKAN DATA SISWA YANG SESUNGGUHNYA**
- **JANGAN MENGGUNAKAN FIRST NAME & LASTNAME SISWA**
- **NICKNAME TIDAK PERLU DIISI**
- **JANGAN MENGGUNAKAN ALAMAT EMAIL SISWA**
 - Alamat email diisi: student@ora.edu untuk semua siswa
- **KONVENSI PENULISAN USERNAME:**
 - kodenegara_singkatanpropinsi_singkatasekolah_nicknamepengajar_snomorsiswa
 - Contoh:
 - Nama sekolah Universitas Oracle Indonesia (disingkat UOI)
 - Propinsi DKI Jakarta
 - Pengajar Rizqi Ardiansyah
 - Siswa kelas A nomer 001
- **Maka username-nya adalah: ID_DKI_UOI_RA_SA001**

Content Users eCommerce Reports

Organizations Managers

External Instructors (with no school) (3)

lizeth.zarate (1992269077)

Properties Targets Permissions **Manage Users** More...

User List

Properties

New User

Create or edit personal details for a user account. Enter values in Configurable Attribute fields to store site specific information for each user. Create additional Configurable Attributes at the site level.

Save Save and Add Another Cancel

* Indicates Required Field

General

* First Name	user
* Last Name	A_S001
Nickname	
* Username	id_dki_uoi_ra_sa001
* Password
* Confirm Password
* Email	student@ora.edu
Hide Email	<input type="checkbox"/>

Jangan menggunakan nama Siswa yang sebenarnya (Oracle Policy)

Gunakan password yang sama untuk semua siswa, siwa harus mengganti password pada saat pertama login

Tidak perlu diisi

Ini hanya dummy email Tetapi tetap harus diisi

Bagian manager tidak bisa diketik manual, silahkan mencari manager dengan mengklik **tombol senter**

Content Users eCommerce Reports

Organizations Managers

External Instructors (with no school) (1)

lizeth.zarate (1992269077)

Manager

Address

Address Line 2

City

State

Zip

Country

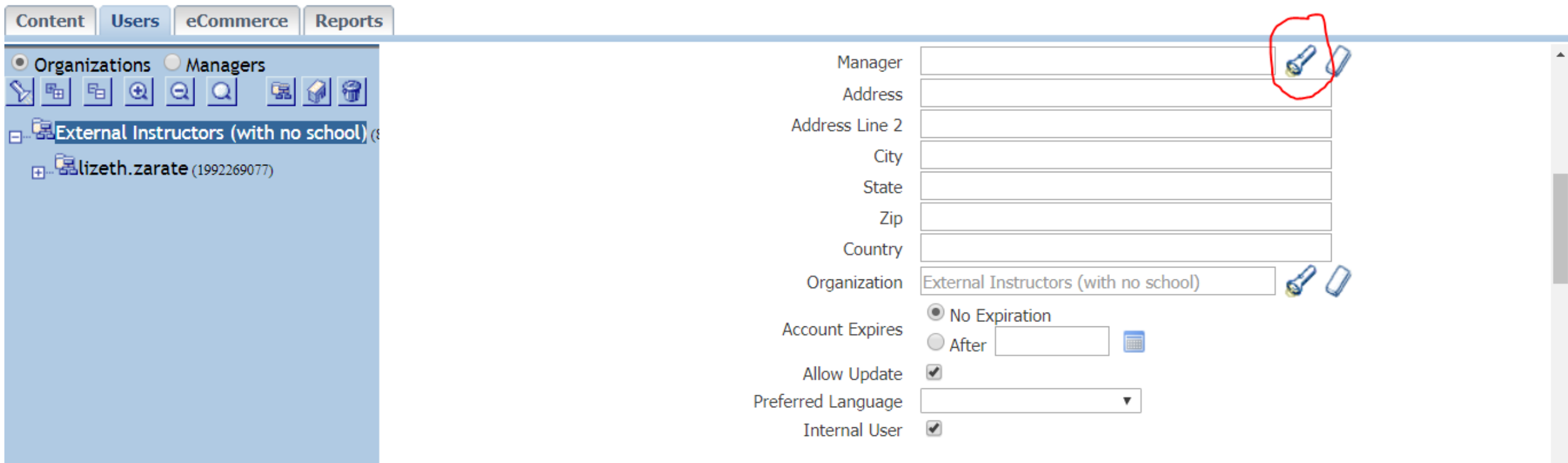
Organization

Account Expires No Expiration After

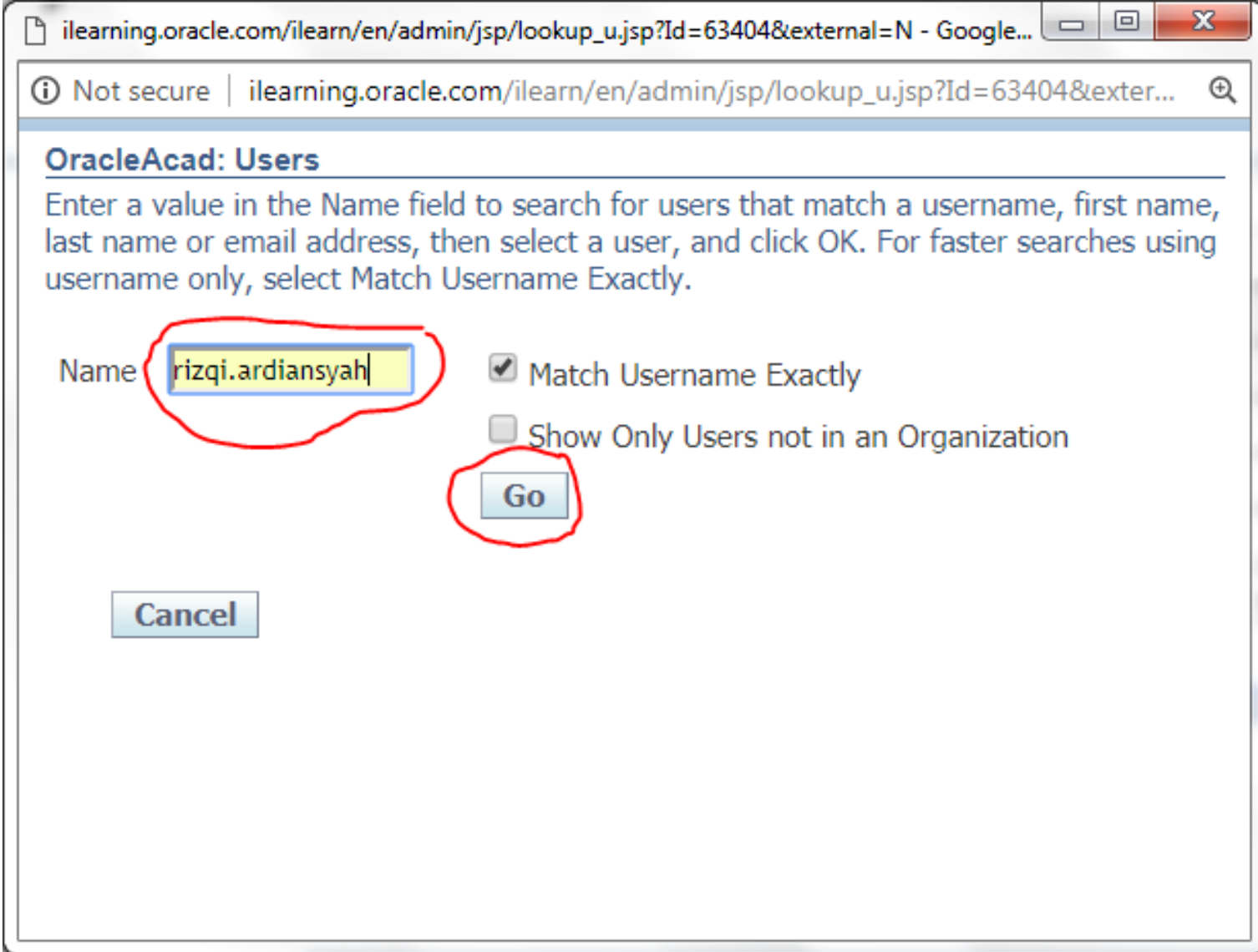
Allow Update

Preferred Language

Internal User



Akan muncul pop-up window, masukkan **username** **ilearning** anda di text field Name, kemudian klik **button Go**



ilearning.oracle.com/ilearn/en/admin/jsp/lookup_u.jsp?Id=63404&external=N - Google...

Not secure | ilearning.oracle.com/ilearn/en/admin/jsp/lookup_u.jsp?Id=63404&exter...

OracleAcad: Users

Enter a value in the Name field to search for users that match a username, first name, last name or email address, then select a user, and click OK. For faster searches using username only, select Match Username Exactly.

Name Match Username Exactly

Show Only Users not in an Organization

Jika ditemukan akan muncul **nama anda**, klik **pada radio button** selanjutnya klik **button ok**

OracleAcad: Users

Enter a value in the Name field to search for users that match a username, first name, last name or email address, then select a user, and click OK. For faster searches using username only, select Match Username Exactly.

Name Match Username Exactly
 Show Only Users not in an Organization

Select User and...

Select	Username	Last Name	First Name	Email	Organization
<input checked="" type="radio"/>	rizqi.ardiansyah	ardiansyah	rizqi	rizqi.ardiansyah@gmail.com	External Instructors (with no school)

1 row(s) found.

Setelah itu **nama anda** dan **nama sekolah/organisasi** akan terisi secara otomatis

ORACLE Academy

Home Help Logout

The screenshot shows the Oracle Academy user profile page. The left sidebar contains navigation tabs: Content, Users, eCommerce, and Reports. Under the Users tab, there are sections for Organizations and Managers. A tree view shows 'External Instructors (with no school)' selected, with a sub-item 'lizeth.zarate (1992269077)'. The main content area displays the user profile for 'rizqi.ardiansyah'. The 'Manager' field is filled with 'rizqi.ardiansyah' and the 'Organization' field is filled with 'External Instructors (with no school)'. Other fields include Address, Address Line 2, City, State, Zip, Country, Account Expires (set to 'No Expiration'), Allow Update (checked), Preferred Language (empty dropdown), and Internal User (checked). Annotations include a brown box pointing to the Manager and Organization fields with the text 'Bagian ini akan terisi otomatis', and a blue box pointing to the Preferred Language field with the text 'Tidak perlu diubah'.

Content Users eCommerce Reports

Organizations Managers

External Instructors (with no school) (1992269077)

lizeth.zarate (1992269077)

Manager rizqi.ardiansyah

Address

Address Line 2

City

State

Zip

Country

Organization External Instructors (with no school)

Account Expires No Expiration After

Allow Update

Preferred Language

Internal User


Bagian ini akan terisi otomatis

Tidak perlu diubah

Untuk inputan yang lain:

- **Address:** Biarkan kosong
- **City:** Biarkan kosong
- **State:** Biarkan kosong
- **Zip code:** Biarkan kosong
- **Country:** Singkatan kode negara, tuliskan **ID** untuk Indonesia
- **Allow Update:** Biarkan default, supaya siswa dapat mengganti password
- **Preferred Language:** Biarkan kosong
- **Job Role:** Diisi dengan: student (semua dalam format huruf kecil)
- **School Name:** Masukkan nama sekolah (dituliskan lengkap)

Untuk materi **Java Fundamentals – Bahasa Indoneisa** pilih pada kolom **Year HH** dengan **JFS_id**



Year DD	▼
Year E	▼
Year EE	▼
Year F	▼
Year FF	▼
Year G	▼
Year GG	▼
Year H	▼
Year HH	JFS_id ▼
Year I	▼
Year J	▼
Year K	▼
Year L	▼
Year M	▼
Year N	▼
Year O	▼
Year P	▼
Year Q	▼
Year R	▼

Untuk materi Database Design and Database Programming with SQL pilih pada kolom Year dengan DBS

ORACLE Academy

[Home](#) [Help](#) [Logout](#)

Content Users eCommerce Reports

Organizations Managers

External Instructors (with no school)

lizeth.zarate (1992269077)

16/01/2019

Job_Role

Legacy ADFO

Legacy DB

Legacy DFO

Legacy JF

Legacy JFO

Legacy JP

Legacy PL/SQL

Membership Type

School_Name

Year **DBS**

Year AA

Year B

Year BB

Year C

Year CC

Year D

Year DD

Kode Kurikulum – English Curriculum

Course	Teacher Code	Teacher Code in Year Field:	Student Code	Student Code in Year Field:
Java Foundations	JFoT	J	JFoS	J
Java Fundamentals	JFT	D	JFS	D
Java Programming	JPT	H	JPS	H
Database Foundations	DFoT	I	DFoS	I
Database Design and Programming with SQL	DBT	Year	DBS	Year
Database Programming with PL/SQL	PLSQLT	C	PLSQLS	C
Oracle Application Express – Application Development Foundations	ADFoT	BB	ADFoS	BB
Artificial Intelligence Machine Learning	AIMLT	GG	AiMLS	GG

Selesai

- Jika ingin **menyimpan** tekan button **Save**
- Jika ingin **menyimpan dan menambah account** untuk siswa yang lain tekan button **Save and Add Another**

Jika anda gunakan Save and Add Another
Untuk penambahan siswa berikutnya
anda tinggal mengubah bagian:

- Last Name
- Username
- Password

Selebihnya menggunakan nilai yang
diinputkan sebelumnya

Year P	<input type="text"/>
Year Q	<input type="text"/>
Year R	<input type="text"/>
Year S	<input type="text"/>
Year T	<input type="text"/>
Year U	<input type="text"/>
Year V	<input type="text"/>
Year W	<input type="text"/>
Year X	<input type="text"/>
Year Y	<input type="text"/>
Year Z	<input type="text"/>