

Mencari Report Nilai Siswa Oracle Academy

Login ke ilearning

- <http://ilearning.oracle.com/ilearn/en/learner/jsp/login.jsp?site=OracleAcad>
- Masukkan username dan password anda masing-masing

ORACLE Academy

Login |

Login

Username: rizqi.ardiansyah

Password:

Remember My Password

Login

[Forgot Password?](#)

Welcome to Oracle iLearning

Attention Oracle University Knowledge Center Subscribers:

[Click here](#) to continue accessing your self-paced online training courses. Sign-in using your Single Sign-On username and password if prompted.

Oracle Employees: To access your self-paced online training courses [click here](#) and login using your Single Sign-On username and password.

Klik Button **Admin** di Halaman ilearning Anda

Search Catalog

Exact phrase
[Advanced Search...](#)

[Browse Catalog](#)



My Learning

[Resume Last](#)

rizqi ardiansyah



You are currently enrolled in the offerings listed below. The offering can be a stand-alone offering or part of a Learning Path or an Integrated Learning.

Filter Include Completed Offerings

Items Per Page: [5](#) | [10](#) | [20](#) | [All](#)

[Previous](#) 1 - 20 of 20 [Next](#)

Offering	Start Date	Status	Play
Application Development Foundations - Oracle Application Express - Student - English	Aug 4, 2018	Not Attempted	▶
Application Development Foundations - Oracle Application Express - Teacher - English	Aug 4, 2018	Not Attempted	▶
Artificial Intelligence with Machine Learning in Java - Student - English	Aug 4, 2018	Not Attempted	▶

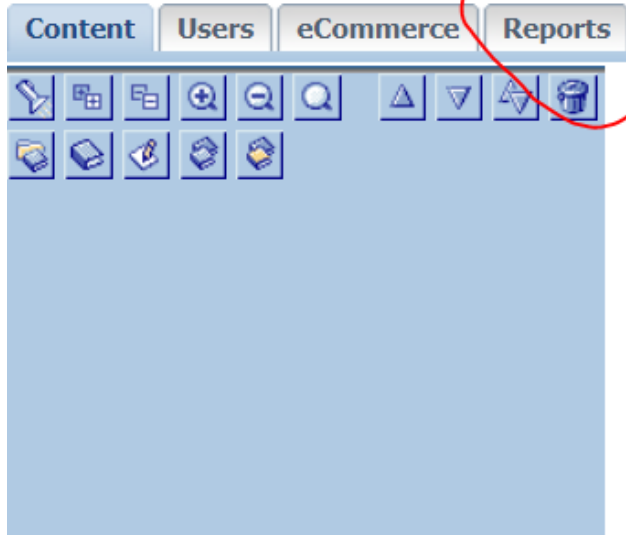
Announcements

- **NEW****
2018 - 2019 Curriculum Release Information
- Oracle iLearning Homepage - New Features**
- Final (End of Semester) Exams Available for All Courses**

Selanjutnya pilih menu **Reports**

ORACLE Academy

[Home](#) [Help](#) [Logout](#)



Tampilan setelah memilih menu report

Reports

Use reports to extract required information from this site. If the report is distributed to Selected Learners, only learners with Run Report privilege on either the site or specific reports will have access. If the report is distributed to Managers, managers will have access if a user hierarchy is defined. To move reports to another group, select specific reports, then click Assign Group.

Search

Show Reports

Group Name

Search Text

Show Inherited Reports

Select Item(s) and...

Previous 1-25 of 435 Next 25

Select All | Select None

Select	Id	Name	Description	Group Name	Distribute To	Published To	Template Name	Allow WebService	Run	Save	Edit
<input type="checkbox"/>	2014074575	01A – DD English	2018 Course - Database Design English - Quiz and Exam Scores - All Students. Enter the teacher organization name exactly as it appears in Oracle iLearning.	OracleAcad Report Group	Admin	Current Site	(Choose)	No			
<input type="checkbox"/>	2207370693	01AA – DD English	2018 Course – NEW Database Design English - Quiz and Exam Scores - All Students – All Attempts. Enter the teacher organization name exactly as it appears in Oracle iLearning.	OracleAcad Report Group	Admin	Current Site	(Choose)	No			
<input type="checkbox"/>	2207370691	01B – DD English	2018 Course – UPDATED Database Design English - Quiz or Exam Score History - Individual Students – All Attempts. Must enter user_id (i.e., joe.smith) and Section number of quiz (i.e., 3 for the quiz in section 3) (OR M for Midterm) (OR F for Final).	OracleAcad Report Group	Admin	Current Site	(Choose)	No			

Selanjutnya **memasukkan kode kelas** yang kita jalankan, diperlukan sedikit kesabaran dan ketelitian 😊

Report Description → Course Report Code/Abbreviation/Name ↓	Quiz and Exam Scores – All Students – 1 st passing score (Report A)	** NEW Quiz and Exam Scores – All Students – All Attempts (Report AA)	** UPDATED Single Quiz or Exam Score for Individual Student – All Attempts (Report B)	** NEW All Quiz and Exam Scores for Individual Student – All Attempts (Report BB)
01 – DD - Database Design	2014074575	2207370693	2207370691	2207370721
02 – DP - Database Programming with SQL	2014115837	2207370719	2207370692	2207370961
05 – PL/SQL - Database Programming with PL/SQL	2207910694	2207911069	2207910971	2207911162
12 – DFo - Database Foundations	2117844187	2207371270	2207371180	2207371403
07 – JF - Java Fundamentals	2124901168	2207371621	2207371618	2207371624
11 – JP - Java Programming	2209559543	2209559545	2209559542	2209559553
13 – JFo - Java Foundations	2014121576	2207371783	2207371710	2207371869

Misalnya kita hendak mencari report kelas **Database Design** dan mau mencari **report untuk semua siswa**, masukkan kode **2014074575** pada inputan **search text**

Report Description → Course Report Code/Abbreviation/Name ↓	Quiz and Exam Scores – All Students – 1 st passing score (Report A)	** NEW Quiz and Exam Scores – All Students – All Attempts (Report AA)	** UPDATED Single Quiz or Exam Score for Individual Student – All Attempts (Report B)	** NEW All Quiz and Exam Scores for Individual Student – All Attempts (Report BB)
01 – DD - Database Design	2014074575	2207370693	2207370691	2207370721
02 – DP - Database Programming with SQL	2014115837	2207370719	2207370692	2207370961



Tambahan untuk **Java Fundamentals – Bahasa Indonesia**

Keterangan Laporan → Kode Laporan Kursus/Singkatan>Nama ↓	Skor Kuis dan Ujian – Semua Siswa – Skor lulus pertama (Laporan A)	** BARU Skor Kuis dan Ujian – Semua Siswa – Semua Percobaan (Laporan AA)	** DIPERBARUI Satu Skor Kuis atau Ujian untuk Setiap Siswa – Semua Percobaan Laporan (B)	** BARU Semua Skor Kuis dan Ujian untuk Setiap Siswa – Semua Percobaan (Laporan BB)
07 – JF - Java Fundamentals	2232227147	2232227699	2232226706	2232227773

Reports

Use reports to extract required information from this site. If the report is distributed to Selected Learners, only learners with Run Report privilege on either the site or specific reports will have access. If the report is distributed to Managers, managers will have access if a user hierarchy is defined. To move reports to another group, select specific reports, then click Assign Group.

Search

Show Reports	<input type="text" value="All"/>	
Group Name	<input type="text"/>	 
Search Text	<input type="text" value="2014074575"/>	
Show Inherited Reports	<input type="checkbox"/>	
	<input type="button" value="Go"/>	

Hasil yang di dapat, selanjutnya **klik pada gambar kaca mata**

Reports

Use reports to extract required information from this site. If the report is distributed to Selected Learners, only learners with Run Report privilege on either the site or specific reports will have access. If the report is distributed to Managers, managers will have access if a user hierarchy is defined. To move reports to another group, select specific reports, then click Assign Group.

Search

Show Reports

Group Name




Search Text

Show Inherited Reports

Select Item(s) and...

Previous Next

[Select All](#) | [Select None](#)

Select	Id	Name	Description	Group Name	Distribute To	Published To	Template Name	Allow Webservice	Run	Save	Edit
<input type="checkbox"/>	2014074575	01A – DD English	2018 Course - Database Design English - Quiz and Exam Scores - All Students. Enter the teacher organization name exactly as it appears in Oracle iLearning.	OracleAcad Report Group	Admin	Current Site	(Choose)	No			

1 row(s) found.

Masukkan **user name ilearning** anda ke kolom
**"PLEASE_ENTER_THE_SCHOOL_ORGANIZATION_N
AME"**

illearning.oracle.com/ilearn/en/reports/jsp/adhoc_parms.jsp?report=2014074575 - Google Chrome

Not secure | illearning.oracle.com/ilearn/en/reports/jsp/adhoc_parms.jsp?report=2014074575

ORACLE Academy Close

01A - DD English

2018 Course - Database Design English - Quiz and Exam Scores - All Students. Enter the teacher organization name exactly as it appears in Oracle iLearning.

Template

Choose a Template
No Template

Parameters

Please enter the values for the following parameters:

PLEASE_ENTER_THE_TEACHER_ORGANIZATION_NAME

Show SQL **Run**

Close

Contoh Report yang dihasilkan

ORACLE Academy

[Print](#) [Close](#)

2013-2015 Oracle Academy Database Design ENGLISH Teacher

Username	Last_Name	First_Name	S11_1	S11_2	S11_3	S11_4
ID_JT_UOI_S001	001	user	-	-	-	-
ID_JT_UOI_S002	002	user	-	-	-	-
ID_JT_UOI_S003	003	user	-	-	-	-
ID_JT_UOI_S004	004	user	-	-	-	-
ID_JT_UOI_S005	005	user	-	-	-	-
ID_JT_UOI_S006	006	user	-	-	-	-
ID_JT_UOI_S007	007	user	-	-	-	-
ID_JT_UOI_S008	008	user	-	-	-	-
ID_JT_UOI_S009	009	user	-	-	-	-
ID_JT_UOI_S010	0010	user	-	-	-	-
ID_JT_UOI_S011	0011	user	-	-	-	-
ID_JT_UOI_S012	0012	user	-	-	-	-
ID_JT_UOI_S013	0013	user	-	-	-	-
ID_JT_UOI_S014	0014	user	-	-	-	-
ID_JT_UOI_S015	0015	user	-	-	-	-